

# Turning the tables





**May 2018**

	<b>Votes</b>
 Pakatan Harapan	21,255
 Barisan Nasional	20,731
 Parti Islam SeMalaysia	2,962

**Turnout 85.7%**

**PH wins by 524 majority**

**November 2019**

	<b>Votes</b>
 Pakatan Harapan	10,380
 Barisan Nasional	25,466
 Gerakan	1,707
 Berjasa (Islamic party)	850
Two Independents	412

**Turnout 74.43%**

**BN wins by 15,086 majority**

SOURCE: ELECTION COMMISSION MALAYSIA  
SUNDAY TIMES GRAPHICS